

SchoolNet

02/03/2026 11:53 am EST

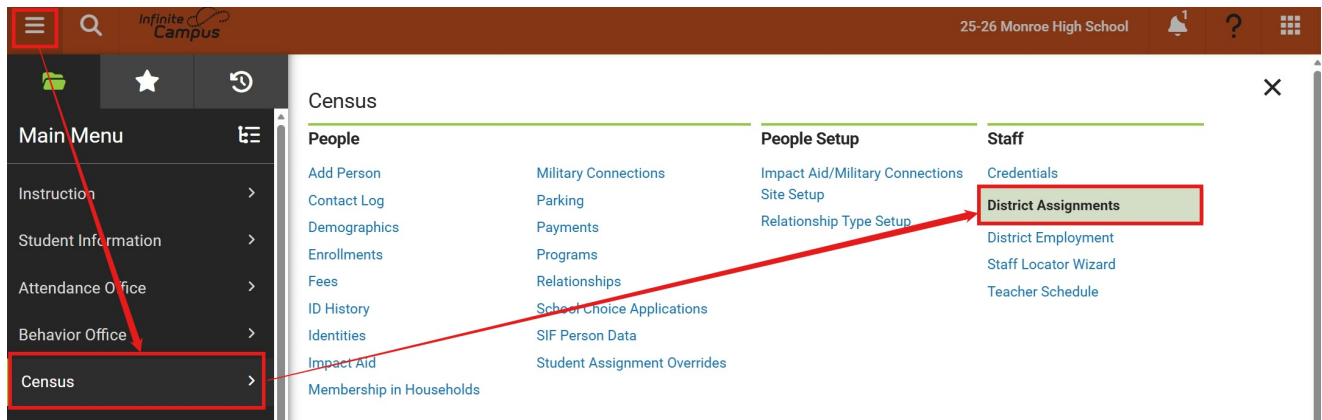
Adding SchoolNet Roles




NOTE: Once you update user roles, the changes will take effect **AFTER** the next overnight sync.

Adding SchoolNet Roles

Navigation: Census > Staff > District Assignments



Select a Staff Person: If a staff person is not selected, click Open Person Search tool to search by the staff person's name. Search for staff using advanced searches or Ad Hoc Filters as needed. Select the staff person's name to open the District Assignment tool. If a staff person was already selected, the District Assignment tool will open automatically.



A Person is needed to use this tool.

Open Person Search

Or


Open Student Search


Open Household Search

Open Staff Search

- Select the **District Assignment** for the school where the SchoolNet role should be assigned.

Assignments

 Monroe High School

 Social Studies Teacher - (01/01/1901-)

- Choose the **SchoolNet Role** from the dropdown list.

SchoolNet Role

1: Teacher
▼

1: Teacher

2: Leadership

3: Staff

4: NCDPI Staff

- Choose any **Additional Roles** as necessary.

SchoolNet Additional Roles

1: Access to Teacher and Section Level Data

2: Access to Aggregate Level Data
 3: Access to Assessment Management
 4: Access to Curriculum Management
 5: Access to Teacher Lesson Planner
 6: Test Item Administrator
 7: Access for Teachers to Share Assessments
 8: Access to Report Manager
 9: Access to Approve Instructional Materials
 10: Access to Approve Assessment Items

- Click **Save** to update the roles for this district assignment.

District Level Leadership in SchoolNet

Assign **District Level Leadership** rights to users using a District Assignment in a home location of the **Central Office** school. This district assignment will be assigned the **Leadership** SchoolNet role.

Save Delete New

Employment Assignment Information

***School**
Central Office

Department
▼

***Start Date**
07/01/2024

End Date
▼

Title
Select a Value

Type
▼

FTE of Assignment
▼

Assignment Code
▼

Amplify Role
▼

K-3 TS Admin Role
▼

SchoolNet Role
2: Leadership

SchoolNet Additional Roles
Select Values

If the user needs access to the **Benchmark Bank**, add the additional role of " **Test Item Administrator** "

SchoolNet Additional Roles

✕ 6: Test Item Administrator

Understanding the Roles

Role1: Teacher

Teachers have what they need natively!

- All the roles and permissions they need to conduct classes with their students are within the teacher role. This includes things like:
 - Using the lesson planner
 - Searching for instructional materials or classroom bank assessment items
 - Schedule, administer, and score assessments
- Only add permissions if you want a teacher to contribute outside of his/her classes
 - EX: Access to Teacher Lesson Planner

Role 2: Leadership

Leadership has what they need natively!

- All the roles and permissions they need to provide direction to teachers. This includes things like :
 - Monitoring data by standards or student-created groups
 - Providing support for teachers to find instructional and assessment resources
 - Reviewing teacher assessment data
 - Collecting and reviewing teachers' lesson plans/planners
- Only add permissions if you need :
 - Test Item Administrator (to create/edit assessment items, approve items/passages/rubrics)

- Access to Curriculum Management (to manage/schedule curriculum, approve materials created in Schoolnet)

Role 3: Staff

A person who is not a member of other user roles (e.g., Teacher, Leadership) and who is employed by the school district.

- Does not have any student rosters attached without adding operations
- Add any of the additional operations as needed, based on the responsibility of the individual staff member

Additional Permissions (Optional Roles)

1. Access to Teacher and Section Level Data
2. Access to Aggregate Level Data
3. Access to Assessment Management
4. Access to Curriculum Management
5. Access to Teacher Lesson Planner
6. Test Item Administrator
7. Access for Teachers to Share Assessments
8. Access to Report Manager
9. Access to Approve Instructional Materials
10. Access to Approve Assessment Items

Additional Permissions

Testing

- Access to Approve Assessment Items
 - For a user whom the School or District might designate to approve the assessment items created by teachers
 - Review and approve items, passages, or rubrics
- Test Item Administrator
 - For District and School Test Coordinators (NOT Teachers)
 - Must be used in addition to the “Access to Assessment Management” role (+AM)
 - Access to test items at an institution
 - Create and edit test items for an institution
 - Review item, passage, or rubric
- Access to Assessment Management (+TIA)
 - For District and School Test Coordinators
 - Must be used in addition to the Test Item Administrator role.

- District Level User accesses test
 - Created at the District level, and can also see School Level Benchmarks
- School Level User accesses test
 - Created at their school or tests that have been shared with their school by the District Test Coordinator
 - Operations aligned with this role will enable these users to perform all tasks within the system.
 - Add or update student responses, create and edit tests for an institution, create test windows, generate student answer sheets, modify tests, pre-slug OMR forms, review items, passages, or rubrics, schedule tests, view test content, and view restricted content

Data and Reporting

- Access to Teacher and Section Level Data
 - **Caution** -allows access to student-level data, including Program Enrollment, Standardized Test Data, and Demographic Information
 - Consider this role for school leadership that should not have access to the default Leadership role
 - District Level User- ALL student and teacher data across the district
 - School Level User- ALL student and teacher data at their school
 - View basic student information
 - View student contact information
 - View Teacher and Section Level Data
- Access to Aggregate Level Data
 - For district-level staff needing access, but not student access
 - See aggregate level data (subject, grade)
 - Users cannot drill down to the student level
 - View student contact information
 - View Published Reports
- Access to Report Manager
 - For a user who might be designated by the School or District to create and manage reports.
 - Users will be able to :
 - See student data
 - View published reports
 - Create and edit reports
 - Manage reports

Curriculum

- Access to Approve Instructional Materials
 - For a user who the School or District might designate to approve materials created by teachers
 - Review Instructional Materials
 - Access to Curriculum Management
 - For District and School Curriculum Coordinators
 - District Level User- Create, Edit, and Schedule DISTRICT-level curriculum
 - School Level User- review school Lesson Plans and Instructional Units that are created by teachers and staff and submitted to the school for materials approval to promote the material to a shared School or District Instructional Materials Resource Bank
 - Manage curriculum
 - Review instructional material

Teachers

- Access to Teacher Lesson Planner
 - For a user whom the School or District might designate to review lesson plans
 - View/ Manage instruction
- Access for Teachers to Share Assessments
 - For a teacher who needs the ability to share assessments with other teachers within a school
 - Teachers can now use co-authoring, which allows for sharing across the state
 - Teachers with this role can also create "School Assessments," which leaves data in the "Benchmark Dashboard" tab
 - Create and edit tests for an institution
 - Schedule tests

Other Possible Staff Roles:

SLMC-School Media Coordinators and ITF-Instructional Tech Facilitators

- Scenario 1 – You have a full class schedule assigned to you in Infinite Campus = TEACHER
- Scenario 2 – You have at least 1 class scheduled in IC + you collaborate with other teachers school-wide = TEACHER+
- Scenario 3 – You work at one or more schools within the district – but do NOT have a class schedule = STAFF+

CAUTION: For Scenarios 2 and 3, adding the "Access to Teacher Lesson Planner" role allows access to school-wide teacher

lesson planners

Reminders for Benchmarks:

- Access to Benchmark Assessments Items is restricted to users at the District Level
 - District Level Leadership with Test Item Administrator

OR

- District Level Staff with Test Item Administrator and Access to Assessment Management
- Benchmark Assessments should be created with items under the publisher name NCDPI_Benchmark (or district-created items that you have created and shared at the district level only)
- Benchmark Assessments should be created using “Create a Test Manually” (Do Not use “Create an Express Test” for district benchmark assessment)

Additional Help:

- If you have questions or need help setting up roles and
- permissions for your LEA/school, please have your LEA SchoolNet lead contact the Home Base Support Center through [ServiceNow](#) () using their NCID user ID and password, or call (919) 807-4357.

SchoolNet Roles Reports

There are two methods that can be used to generate a report of SchoolNet roles in NCSIS.



Note: Tool rights are assigned at the discretion of each PSU. Access levels may vary based on local policies, job roles, and SIS management practices. If you require adjustments to tool rights, please contact your SIS Coordinator for assistance.

