

Three-Year Accelerated Graduate

01/27/2026 2:33 pm EST

Three-Year Accelerated Graduate Flag

NCDPI has added the **3-Year Accelerated Graduate Pathway** flag for all PSUs.

This flag identifies students who opt into the 3-year accelerated graduation pathway before entering 9th grade, as authorized by SBE policy **GRAD-006** (<https://simbli.eboardsolutions.com/Policy/ViewPolicy.aspx?S=10399&revid=SvbpqZ78kHhplus4xRlxA7egw==&ptid=muNUIKiR2jsXcslsh28JpBkiw==&secid=jwg5jo6sS2LBCiGslshpXYbqQ==&PG=6&IRP=0&isPndg=false>) under

SESSION LAW 2023-134, HOUSE BILL 259 . (<https://www.ncleg.gov/EnactedLegislation/SessionLaws/HTML/2023-2024/SL2023-134.html>)

Apply this flag to any student who:

1. Is entering high school *for the first time* (before Grade 9), **and**
2. Has chosen and been approved to participate in the 3-year accelerated graduation program per SBE policy Accelerated Pathway for Early Graduation in Three Years (**GRAD-006** (<https://simbli.eboardsolutions.com/Policy/ViewPolicy.aspx?S=10399&revid=SvbpqZ78kHhplus4xRlxA7egw==&ptid=muNUIKiR2jsXcslsh28JpBkiw==&secid=jwg5jo6sS2LBCiGslshpXYbqQ==&PG=6&IRP=0&isPndg=false>)).

PSUs must follow GRAD-006 and maintain **written documentation** confirming a student's acceptance into the program before assigning the flag. This flag should be added as soon as documentation is received in order to be used in state reporting.

Updating or Removing the Flag

- Once assigned, the flag remains active for the student unless they exit the program.
- If removal is necessary, enter an **end date** and record the **reason for removal** in the participation details.

Important Distinction

Students who begin 9th grade on a traditional schedule and later graduate early will not receive this flag. Instead, they must be assigned the W4 Early Graduate End Status upon graduation.

Adding a Flag

Navigation: [Menu](#) > [Student Information](#) > [General](#) > [Flags](#)

1. **Select a Student:** If a student is not selected, click Open Student Search tool to search by the student's name. Search for

students using advanced searches or Ad Hoc Filters as needed. Select the student's name to open the Flags tool. If a student was already selected, the Flags tool will open automatically.

A Person is needed to use this tool.

Open Person Search

Or

Open Student Search

Open Household Search

Open Staff Search

- 2. Click **New**.
- 3. Select **3-Year Accelerated Graduate Pathway** flag from the Flags dropdown menu.
- 4. Enter the **Start Date**.
- 5. Click **Save** to add the program for the student.

Save

Delete

New

Student Flag Detail

*Flags

3-Year Accelerated Graduate Pathway

This image will display next to the student's name.

*Start Date

7/1/2026

End Date

Eligibility Start Date

Eligibility End Date

User Warning

Participation Details

Description

The flag will appear at the top of each student tool.

Summary ☆

Lookadoo, Sarah

Student #:

Grade:

DOB: 11/20/2012

School Pickup

3-Year Accelerated Graduate Pathway

Ending a Flag

Navigation: Menu > Student Information > General > Flags

- 1. **Select a Student:** If a student is not selected, click Open Student Search tool to search by the student's name. Search for

students using advanced searches or Ad Hoc Filters as needed. Select the student's name to open the Flags tool. If a student was already selected, the Flags tool will open automatically.

2. Select the **3-Year Accelerated Graduate Pathway** flag.
3. Enter an **End Date**.
4. Enter the **reason for the removal** in the Participation Details.
5. Click **Save** to end the flag.

Save


Delete

New

Student Flag Detail


*Flags

3-Year Accelerated Graduate Pathway

 This image will display next to the student's name.


*Start Date

07/01/2025




End Date


6/30/2026



Eligibility Start Date



Eligibility End Date



User Warning

Participation Details

Student will continue traditional pathway for graduation.

Description

The flag will remain in the student's flag tool, but will no longer be displayed on each student tool.