



NCSIS
STUDENT INFORMATION SYSTEM



North Carolina Department of
PUBLIC INSTRUCTION

Infinite
Campus

XG Flag

08/29/2025 7:44 am EDT

Adding an XG Flag

The 'XG' (extra grade level) is used for Grade 12 students who are less than 22 years of age and enrolled past the student's twelfth grade year. Users will need to select a grade of '12' for the student and add the 'XG' flag to their student record. ECATS will correctly map data for students that show grade level 12 with an 'XG' flag.

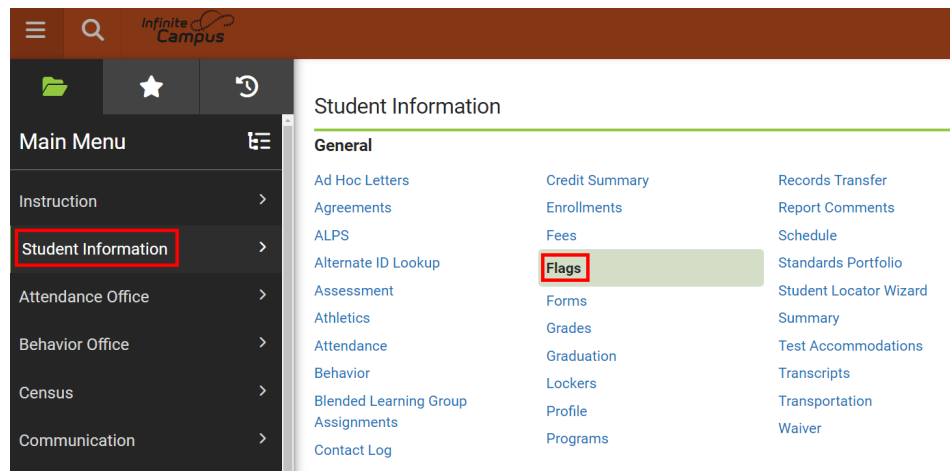
This document demonstrates how to add an 'XG' flag to a student(s) record.

Please see the **Flags** (<https://kb.infinitecampus.com/help/flags-student>) **Infinite Campus** article for more information on flags.

Assign 'XG' Flag to a Student

Navigation: Menu > Student Information > General > Flags

1. Choose the current school year and calendar as appropriate in the context.
2. Select the student that will be enrolled past the twelfth grade year.
3. Navigate to **Student Information > General > Flags**.



4. Click **New**.

5.

The screenshot shows the 'Flags' page for a student named Kinnari Proctor. At the top, there's a header with the student's name and details: Student #: 0000009089864, Grade: 12, DOB: 04/25/2006. Below this, there are two buttons: 'New' (highlighted with a red box) and 'Documents'. The main section is titled 'Student Flag Editor' and contains a table with columns: Flag, Start Date, End Date, Eligibility Start Date, Eligibility End Date, and User Warning.


From the Flag dropdown, choose **NCDPlxg:YG**.


6. Enter a **Start Date**.


The screenshot shows the 'Student Flag Detail' form. At the top, there's a header with the title 'Student Flag Detail'. Below it, there's a section for 'Flags' with a dropdown menu set to 'NCDPlxg:YG'. To the right of the dropdown, there's a red arrow pointing to a flag icon with the text 'Flag Icons vary per PSU'. Below the dropdown, there's a section for 'Start Date' with a date picker set to '8/25/2025'. To the right of the date picker, there are fields for 'End Date', 'Eligibility Start Date', and 'Eligibility End Date'. Below these fields, there's a 'User Warning' section with a text area. At the bottom, there's a 'Participation Details' section with a text area and a 'Description' section with a text area.

7. Click **Save**.


8. The 'YG' flag will be added to the selected student. (*Flag icons will vary per PSU.)



Summary 



Praetorius, Valentino



XG

Student #:

0000007919859

Grade:

12

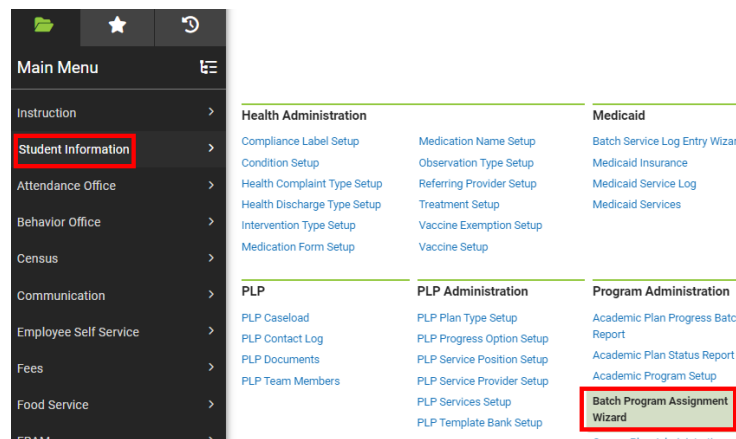
DOB:

12/06/2005

Batch Add 'XG' Flag

Please see the [Batch Program Assignment Wizard](https://kb.infinitecampus.com/help/batch-program-assignment-wizard) (https://kb.infinitecampus.com/help/batch-program-assignment-wizard) **Infinite Campus** article for more information on flags.

Navigation: Menu > Student Information > Program Administration > Batch Program Assignment Wizard



1. Select the type of **Flag**.
2. Select the program of **XG**.
3. Select Mode **Add Participation**.
4. Enter a **Start Date**.
5. Select the students for 'XG' flag.
 - a. Select **Filter** - use when an Ad Hoc filter has been created containing the students needing the 'XG' flag.
 - b. **Batch Add** - Select the students from a list.
6. Click **Update**.

Page 3

Batch Program Assignment Wizard ☆

Stu

Batch Assignment Tool

The Batch Assignment tool adds, deletes, or modifies the item selected in the Type field for the selected students(s).

Students can only be assigned one graduation program.

Select Type

Flag

Select Filter

Batch Add

Select Program

XG

Select Mode

Add Participation

Delete Participation

Edit Participation

Start Date

8/26/2024

End Date

Quick Search

Active today

Yes

Grade

12

Name

(last name, first name)

Sort

Grade, Name

All Students

12 Spuler, Mischa #0000000510101
12 Staarmann, Sara #0000000760102
12 Stagg, Mane #0000001240103
12 Stammier, Nicky #0000001740104
12 Standley Ali #0000001890105
12 Standley, Decla #0000001900106
12 Stanley, Aneria #0000002060107
12 Stanze, Severn #0000002220108
12 Staub, Rex #0000002510109
12 Stauch, Saviero #0000002550110
12 Stebbings, Suzie #0000002920111
12 Steck, Brutus #0000003030112
12 Steckh, Teague #0000003090113
12 Steggals, Ken #0000003530114
12 Steggau, Fen #0000003600115

Selected Students

12 Provart, Remy #0000009279866
12 Raquet, Nile #0000003119879
12 Ratzel, Quincy #0000003498883
12 Reckenbeil, Deray #0000004969891
12 Reich, Sancho #0000005939894
12 Resch, Neil #0000008529906
12 Resteaux, Tremaine #0000008639908
12 Scherer, Corin #0000006479983
12 Schmelzer, Aston #0000009129999
12 Scotting, Beck #0000005270027
12 Stagg, Mane #0000001240103
12 Steckh, Teague #0000003090113

Update

Refresh

Show top 50

tasks submitted between

09/18/2024

and

09/25/2024

Batch Queue List

Queued Time

Report Title

Status

Download

7. The 'XG' flag will be added to all students chosen.

NCSIS Knowledgebase | Article: XG Flag | Last Updated: 08/29/2025 7:44 am EDT

Page 4