

Graduation Program

05/30/2025 7:51 am EDT

Graduation Program Assignment

Students must have a graduation program assigned to determine academic progress towards graduation requirements. This must be completed before a transcript is accurate.

At this time, this is a manual process. Follow the steps below to batch add the correct graduation program to multiple students at once based on their grade 9 entry dates. This process must be done in each non program calendar that contains active high school students.

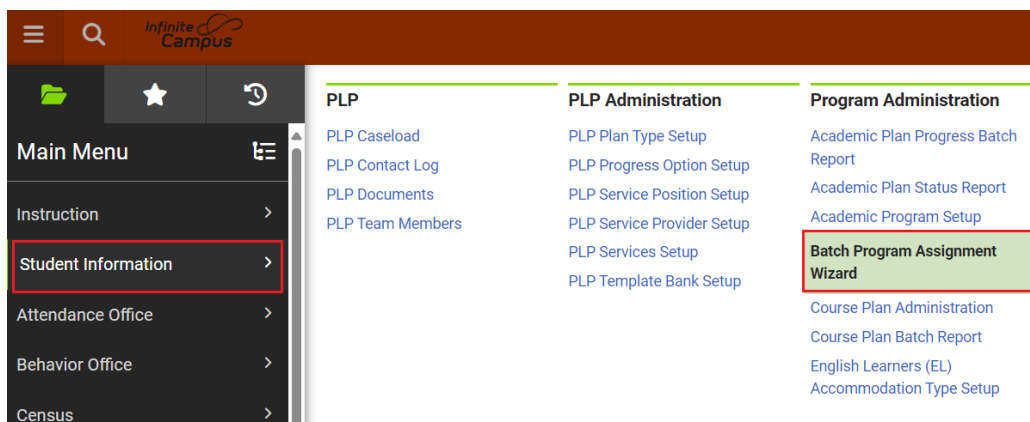
Any Ad Hoc Filter mentioned in this article needs to be created locally. The field for grade 9 entry date is graduation.grad9Date.

This article will be updated once this process is automated.

[Batch Graduation Program](#) | [Individual Graduation Program](#) | [Calculate On Track Status](#)

Batch Graduation Program Assignment

Navigation: Menu > Student Information > Program Administration > Batch Program Assignment Wizard



1. Choose the current school year and calendar as appropriate in the context.

2. Select **Graduation** Program Type from the dropdown.
3. Program selection is based on the student's 9th grade entry date:
 - a. Students who entered 9th grade in **07/01/2021 and later** should be assigned **2021 NC Graduation Requirements (Graduation)** or **2021 OCS Graduation Requirements (Graduation)**.
 - b. Students who entered 9th grade **prior to 07/01/2021** should be assigned **2020 NC Graduation Requirements (Graduation)**.
4. Select the radio button **Add Participation**.
5. Enter a **Start Date**. This date should be the first day of the instructional year. (Leave end date blank).
6. Select the radio button to **Select Filter**.
7. Select the appropriate **Ad Hoc Filter** (Grade 9 Entry Date 07/01/2021 and Later or Grade 9 Entry Date Prior to 07/01/2021) according to the program selection.
8. Click **Update** to add the program.

Batch Program Assignment Wizard ☆ Student Information > Program Administration > Batch Program Assignment Wizard

Batch Assignment Tool

The Batch Assignment tool adds, deletes, or modifies the item selected in the Type field for the selected students(s).
Students can only be assigned one graduation program.

Select Type

Graduation

Select Program

2021 NC Graduation Requirements (Graduation)

Select Mode

☒ Add Participation
☐ Delete Participation
☐ Edit Participation

Start Date
08/28/2024

End Date

☒ Select Filter ☐ Batch Add

Select Filters (at least one)

Grade(s)
Select one or more grade levels.

Ad Hoc Filter
Grade 9 Entry Date 07/01/2021 and Later

Scheduling Group/Team(s) (Optional)
Select one or more scheduling groups.

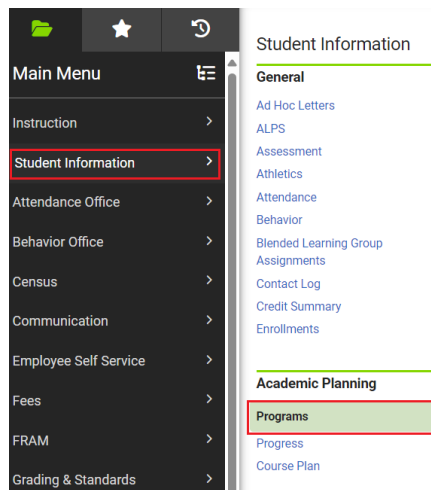
Update

Complete this process as needed after students enroll and prior to printing transcripts.

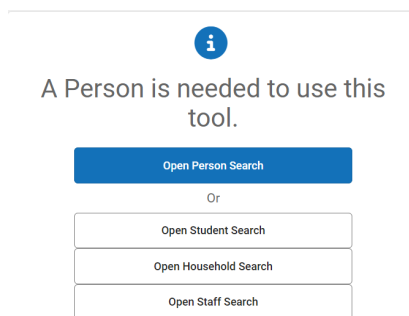
View the records processed by clicking on the batch report. The completed process will be alerted to the user in the message center.

Individual Graduation Program Assignment

Navigation: Menu > Student Information > General > Academic Planning > Programs



Select a Student: If a student is not selected, click Open Student Search tool to search by the student's name. Search for students using advanced searches or Ad Hoc Filters as needed. Select the student's name to open academic programs tool. If a student was already selected, the academic programs tool will open automatically once the navigation is followed.



1. Click **New Graduation Program**.
2. Select the "**2021 NC Graduation Requirements (Graduation)**" or "**2021 OCS Graduation Requirements (Graduation)**" program for students who entered 9th grade in **07/01/2021 and later**. For students who entered 9th grade **prior to 07/01/2021**, use the "**2020 NC Graduation Requirements (Graduation)**" program.
3. Enter a **Start Date**. This date should be the first day of the student's enrollment.
4. Click **Save**.

Save

New Graduation Program

New Academic Program

Documents

Academic Plan Editor

Program	Start Date	End Date	Program Type	Flag

Graduation Program Detail

*Program

2021 NC Graduation Requirements (Graduation)

*Start Date

8/28/2024

End Date

The program is now listed in the academic plan editor.

New Graduation Program

New Academic Program

Documents

Academic Plan Editor

Program	Start Date	End Date	Program Type	Flag
2021 NC Graduation Requirements	08/28/2024		Graduation	

Complete this process as needed after students enroll and prior to printing transcripts.

Once the graduation program has been added to the student's record, the Progress tool can be viewed to see the progress the student has made towards the graduation requirements in the assigned program.

Calculate On Track Status

When final grades have been updated at the end of a term, use the Course Plan Administration tool to calculate if a student is on-track for their graduation requirements. [Course Plan Administration | Infinite Campus](#) - Please note this is taxing on the system and it is recommended to run this process after business hours.